

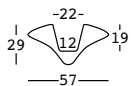
ninfea

design Alessandro Busana



ESTRUCTURA

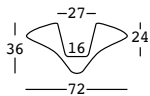
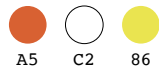
PE - Polietileno
color básico



NINFEA 57

6211 - NINFEA 57

6212 - NINFEA 72



NINFEA 72

CAPACIDAD:

6211 Lt 4,5

6212 Lt 9

PESO BRUTO:

6211 kg 3,6

6212 kg 6,5

COMPLEMENTOS:

A4601

Kit de arena seca