

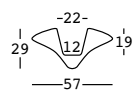
ninfea

design Alessandro Busana

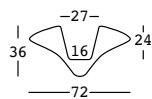


STRUTTURA/STRUCTURE

PE - Polietilene/Polyethylene
colore base/basic colour



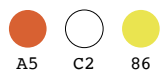
NINFEA 57



NINFEA 72

6211 - NINFEA 57

6212 - NINFEA 72



CAPACITY:

6211 Lt 4,5

6212 Lt 9

GROSS WEIGHT:

6211 kg 3,6

6212 kg 6,5

ACCESSORIES:

A4601

Kit sabbia essicata/
Dried sand kit