

fura table

design Form Us With Love



STRUTTURA/STRUCTURE

PE - Polietilene/Polyethylene
colore base/basic colour

6295



GROSS WEIGHT:

kg 6,7

ACCESSORIES:

A4461

Sistema di fissaggio a terra/Fixing kit system

A4601

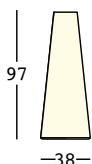
Kit sabbia essiccata/
Dried sand kit

fura table light

design Form Us With Love



STRUTTURA/STRUCTURE



GROSS WEIGHT:

kg 6,7

PE - Polietilene/Polyethylene
colore base/basic colour

8295



98

KIT LUCE/LIGHT KIT

A4364 - Kit led RGB a batteria con spina/
RGB led light kit with battery and plug



dettagli/details

Kit LED RGB a batteria powered by Smart&Green/
RGB LED Kit with battery powered by Smart&Green
Autonomia 6 ore circa, alla massima intensità/
Autonomy 6 hours on average at maximum power

Luce: bianca, colorata, a rotazione/
Light: white, coloured, rotating colours

Telecomando/Remote control

Base di ricarica con spina europea bipolare/
Charger with european bipolar plug

LUCE/LIGHT



fura table top

GROSS WEIGHT:

A4463 kg 4,9
 A4464 kg 4,6
 A4625 kg 13,2
 A4626 kg 12,4
 A4470 kg 20
 A4471 kg 18,7
 A4604-A4605 kg 5,2



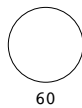
DETAILS:

Necessita di due
 strutture per il piano/
Needs two structures for
 the top

A4625
 A4626
 A4470
 A4471

PIANO/TOP

.....



HPL

colore base/basic colour

.....



WERZALIT

colore base/basic colour

.....



TESTS

Declaration of conformity issued by **CATAS**
 with the 180x60 cm top

Conforms to the requirements of resistance,
 durability and safety, 2nd level EN 15372:2016

Tests carried out as per:

EN 15372:2016, clause 6
 EN 15372:2016, clause 5.1 - 5.2
 EN 1730:2012, clause 6.2
 EN 1730:2012, clause 6.3
 EN 1730:2012, clause 6.4.2
 EN 1730:2012, clause 6.5
 EN 1730:2012, clause 6.6
 EN 1730:2012, clause 7.2

The declaration of conformity and related tests refer
 only to full-body coloured articles.

Attention to ensure stability under a vertical
 pressure, the part must be stabilized according
 to point 7.2 of EN 1730:2012.

To do this, inert material (es. dried sand)
 must be poured into the hole at the bottom of
 the base. The amount of the material will vary
 according to the article:

art. A4625/A4626 120x60 cm - kg 26
 art. A4470/A46471 180x60 cm - kg 20

Finally, close the hole by screwing the threaded
 cap back on.