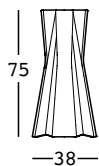


frozen dining table structure

design Matteo Ragni +
Maurizio Prina




ESTRUCTURA



PE - Polietileno
color básico

6311



C2 M9 N2 N4



16 34 87

GROSS WEIGHT:

kg 6,1

COMPLEMENTOS:

A4461

Sistema de fijación en el
suelo

A4601

Kit de arena seca

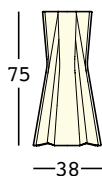
frozen dining table structure light

design Matteo Ragni +
Maurizio Prina



ESTRUCTURA

PE - Polietileno
color básico



8311



98

KIT LUZ

PESO BRUTO:

kg 6

A4744 kit LED RGB de batería para interior/exterior bluetooth

DETALLES:

Necesaria 1 Kit de
iluminación

frozen dining table structure parte superior

DETALLES:

Necesita dos estructuras para el parte superior
A4471

PARTE SUPERIOR

.....



80



80



180

HPL color básico

.....

A4494



Cm 79x1 h

Kg 8

A4495



Cm 79x1 h

Kg 7,7

A4492



Cm 79x79x1 h

Kg 10

A4493



Cm 79x79x1 h

Kg 9,6

A4471




Cm 180x59x1,2 h

Kg 18,7

TESTS (ART. 6311)

.....

Declaration of conformity issued by  with the 180x60 cm top

Conforms to the requirements of resistance, durability and safety, 2nd level EN 15372:2016

Tests carried out as per:

- EN 15372:2016, clause 6
- EN 15372:2016, clause 5.1 - 5.2
- EN 1730:2012, clause 6.2
- EN 1730:2012, clause 6.3
- EN 1730:2012, clause 6.4.2
- EN 1730:2012, clause 6.5
- EN 1730:2012, clause 6.6
- EN 1730:2012, clause 7.2

Attention to ensure stability under a vertical pressure, the part must be stabilized according to point 7.2 of EN 1730:2012.

To do this, inert material (es. dried sand) must be poured into the hole at the bottom of the base. The amount of the material will vary according to the article:

- art. A4494/A4495 80 cm - kg 21
- art. A4492/A4493 80x80 cm - kg 30

Finally, close the hole by screwing the threaded cap back on.