

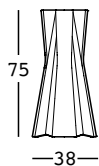
# frozen dining table structure

design Matteo Ragni +  
Maurizio Prina




## STRUTTURA/STRUCTURE

PE - Polietilene/Polyethylene  
colore base/basic colour



## 6311



## GROSS WEIGHT:

kg 6,1

## ACCESSORIES:

### A4461

Sistema di fissaggio a  
terra/Fixing kit system

### A4601

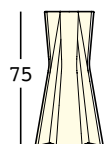
Kit sabbia essiccata/  
Dried sand kit

# frozen dining table structure light

design Matteo Ragni +  
Maurizio Prina



**STRUTTURA/STRUCTURE** PE - Polietilene/Polyethylene  
colore base/basic colour



—38—

8311



98

**KIT LUCE/LIGHT KIT**

**GROSS WEIGHT:**  
kg 6

**A4744** kit LED RGB a batteria per interni/esterni bluetooth  
bluetooth RGB LED light kit with battery indoor/outdoor

**DETAILS:**

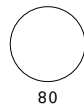
Necessita di 1 Kit Luce/  
Needs 1 Light Kit

# frozen dining table structure top

## DETAILS:

**Necessita** di due  
strutture per il piano/  
**Needs** two structures for  
the top  
**A4471**

## PIANO/TOP



80



80

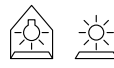


180

## HPL

**colore base/basic colour**

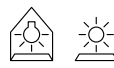
**A4494**



Cm 79x1 h

Kg 8

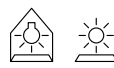
**A4495**



Cm 79x1 h

Kg 7,7

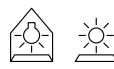
**A4492**



Cm 79x79x1 h

Kg 10

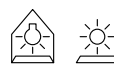
**A4493**



Cm 79x79x1 h

Kg 9,6


**A4471**



Cm 180x59x1,2 h

Kg 18,7

## TESTS (ART. 6311)

Declaration of conformity issued by  with the 180x60 cm top

Conforms to the requirements of resistance, durability and safety, 2<sup>nd</sup> level EN 15372:2016

Tests carried out as per:

EN 15372:2016, clause 6  
EN 15372:2016, clause 5.1 - 5.2  
EN 1730:2012, clause 6.2  
EN 1730:2012, clause 6.3  
EN 1730:2012, clause 6.4.2  
EN 1730:2012, clause 6.5  
EN 1730:2012, clause 6.6  
EN 1730:2012, clause 7.2

**Attention** to ensure stability under a vertical pressure, the part must be stabilized according to point 7.2 of EN 1730:2012.

To do this, inert material (es. dried sand) must be poured into the hole at the bottom of the base. The amount of the material will vary according to the article:

art. A4494/A4495 80 cm - kg 21  
art. A4492/A4493 80x80 cm - kg 30

Finally, close the hole by screwing the threaded cap back on.