

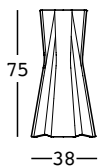
frozen dining table structure

design Matteo Ragni +
Maurizio Prina




STRUTTURA/STRUCTURE

PE - Polietilene/Polyethylene
colore base/basic colour



6311



GROSS WEIGHT:

kg 6,1

ACCESSORIES:

A4461

Sistema di fissaggio a
terra/Fixing kit system

A4601

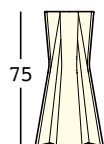
Kit sabbia essiccata/
Dried sand kit

frozen dining table structure light

design Matteo Ragni +
Maurizio Prina



STRUTTURA/STRUCTURE PE - Polietilene/Polyethylene
colore base/basic colour



—38—

8311



98

KIT LUCE/LIGHT KIT

GROSS WEIGHT:
kg 6

A4744 kit LED RGB a batteria per interni/esterni bluetooth
bluetooth RGB LED light kit with battery indoor/outdoor

DETAILS:

Necessita di 1 Kit Luce/
Needs 1 Light Kit

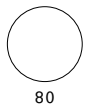
frozen dining table structure top

PIANO/TOP

HPL
colore base/basic colour

DIMENSIONS:

GROSS WEIGHT:



80

A4494



Cm 79x1 h

Kg 8

A4495



Cm 79x1 h

Kg 7,7



80

A4492



Cm 79x79x1 h

Kg 10

A4493



Cm 79x79x1 h

Kg 9,6

TESTS (ART. 6311)

Declaration of conformity issued by **CATAS**
with the 180x60 cm top

Conforms to the requirements of resistance,
durability and safety, 2nd level EN 15372:2016

Tests carried out as per:
EN 15372:2016, clause 6
EN 15372:2016, clause 5.1 - 5.2
EN 1730:2012, clause 6.2
EN 1730:2012, clause 6.3
EN 1730:2012, clause 6.4.2
EN 1730:2012, clause 6.5
EN 1730:2012, clause 6.6
EN 1730:2012, clause 7.2

Attention to ensure stability under a vertical
pressure, the part must be stabilized according
to point 7.2 of EN 1730:2012.

To do this, inert material (es. dried sand)
must be poured into the hole at the bottom of
the base. The amount of the material will vary
according to the article:

art. A4494/A4495 80 cm - kg 21
art. A4492/A4493 80x80 cm - kg 30

Finally, close the hole by screwing the threaded
cap back on.