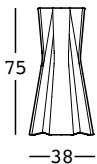


frozen dining table

design Matteo Ragni +
Maurizio Prina




STRUTTURA/STRUCTURE



PE - Polietilene/*Polyethylene*
colore base/basic colour

6311



C2 M9 N2 N4



16 34 87

GROSS WEIGHT:

kg 6,1

ACCESSORIES:

A4461

Sistema di fissaggio a
terra/*Fixing kit system*

A4601

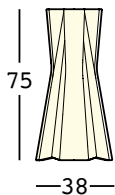
Kit sabbia essiccata/
Kit sand dried

frozen dining table light

design Matteo Ragni +
Maurizio Prina



STRUTTURA/STRUCTURE PE - Polietilene/Polyethylene
colore base/basic colour



8311



98

GROSS WEIGHT:

kg 6,1

KIT LUCE/LIGHT KIT

A4364 - Kit led RGB a batteria con spina/
RGB led light kit with battery and plug



dettagli/details

Kit LED RGB a batteria powered by Smart&Green/
RGB LED Kit with battery powered by Smart&Green
Autonomia 6 ore circa, alla massima intensità/
Autonomy 6 hours on average at maximum power

Luce: bianca, colorata, a rotazione/
Light: white, coloured, rotating colours

Telecomando/Remote control

Base di ricarica con spina europea bipolare/
Charger with european bipolar plug

LUCE/LIGHT



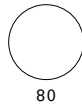
frozen dining table top

GROSS WEIGHT:

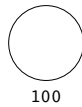
A4494 Kg 8
 A4495 Kg 7,7
 A4498 Kg 12,8
 A4499 Kg 12,2
 A4492 Kg 10
 A4493 Kg 9,6
 A4496 Kg 16
 A4497 Kg 15,1
 A4470 Kg 20
 A4471 Kg 18,7

PIANO/TOP

.....



80




100



80



100

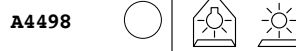


180

HPL

colore base/basic colour

.....



DETAILS:

Necessita di due
 strutture per il piano/
 Needs two structures for
 the top
 A4470
 A4471

TESTS

Declaration of conformity issued by **CATAS**[®]
 with the 180x60 cm top

Conforms to the requirements of resistance,
 durability and safety, 2nd level EN 15372:2016

Tests carried out as per:

EN 15372:2016, clause 6
 EN 15372:2016, clause 5.1 - 5.2
 EN 1730:2012, clause 6.2
 EN 1730:2012, clause 6.3
 EN 1730:2012, clause 6.4.2
 EN 1730:2012, clause 6.5
 EN 1730:2012, clause 6.6
 EN 1730:2012, clause 7.2

The declaration of conformity and related tests
 refer only to full-body coloured articles.

Attention to ensure stability under a vertical
 pressure, the part must be stabilized according
 to point 7.2 of EN 1730:2012.

To do this, inert material (es. dried sand)
 must be poured into the hole at the bottom of
 the base. The amount of the material will vary
 according to the article:

art. A4494/A4495 80 cm - kg 21
 art. A4498/A4499 100 cm - kg 30
 art. A4492/A4493 80x80 cm - kg 30

Finally, close the hole by screwing the threaded
 cap back on.