

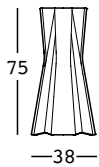
# frozen dining table

design Matteo Ragni +  
Maurizio Prina




## STRUTTURA/STRUCTURE

PE - Polietilene/Polyethylene  
colore base/basic colour



## 6311



## GROSS WEIGHT:

kg 6,1

## ACCESSORIES:

### A4461

Sistema di fissaggio a  
terra/Fixing kit system

### A4601

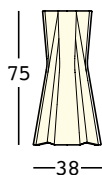
Kit sabbia essiccata/  
Dried sand kit

# frozen dining table light

design Matteo Ragni +  
Maurizio Prina



**STRUTTURA/STRUCTURE** PE - Polietilene/Polyethylene  
colore base/basic colour



8311



98

**KIT LUCE/LIGHT KIT**

**GROSS WEIGHT:**  
kg 6,1

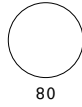
**A4744** kit LED RGB a batteria per interni/esterni bluetooth  
bluetooth RGB LED light kit with battery indoor/outdoor

# frozen dining table top

## DETAILS:

Necessita di due strutture per il piano/  
Needs two structures for the top  
**A4471**

## PIANO/TOP



80



80



180

## HPL

colore base/basic colour

**A4494**



**A4495**



**A4492**



**A4493**



**A4471**



## DIMENSIONS:

Cm 79x1 h

Cm 79x1 h

Cm 79x79x1 h

Cm 79x79x1 h

Cm 180x59x1,2 h

## GROSS WEIGHT:

Kg 8

Kg 7,7

Kg 10

Kg 9,6

Kg 18,7

## TESTS (ART. 6311)

Declaration of conformity issued by **CATAS**  
with the 180x60 cm top

Conforms to the requirements of resistance,  
durability and safety, 2<sup>nd</sup> level EN 15372:2016

Tests carried out as per:

EN 15372:2016, clause 6  
EN 15372:2016, clause 5.1 - 5.2  
EN 1730:2012, clause 6.2  
EN 1730:2012, clause 6.3  
EN 1730:2012, clause 6.4.2  
EN 1730:2012, clause 6.5  
EN 1730:2012, clause 6.6  
EN 1730:2012, clause 7.2

**Attention** to ensure stability under a vertical pressure, the part must be stabilized according to point 7.2 of EN 1730:2012.

To do this, inert material (es. dried sand) must be poured into the hole at the bottom of the base. The amount of the material will vary according to the article:

art. A4494/A4495 80 cm - kg 21  
art. A4492/A4493 80x80 cm - kg 30

Finally, close the hole by screwing the threaded cap back on.