

fade dining table structure

design Marco Gregori



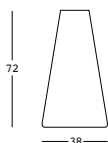
ESTRUCTURA

PE - Polietileno
color básico

6465



S4 T9 U0 U4



PESO BRUTO:

kg 6,1

COMPLEMENTOS:

A4461

Sistema de fijación en el
suelo

A4601

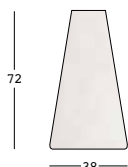
Kit de arena seca

fade dining table structure light

design Marco Gregori



ESTRUCTURA



PESO BRUTO:

kg 6,1

DETALLES:

Necesaria 1 Kit de iluminación

COMPLEMENTOS:

A4197
Base de estabilización

A4194
Base de estabilización y fijación

PE - Polietileno

color básico

8465



U1

KIT LUZ

A4744 Kit LED RGB con batería para Bluetooth de interior y exterior

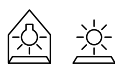
fade dining table structure parte superior

PARTE SUPERIOR **HPL**
color básico **DIMENSIONES:** **PESO BRUTO:**



70

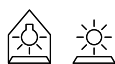
A4927



Cm 69x1 h

Kg 8,2

A4928



Cm 69x1 h

Kg 8,2



80


A4931



Cm 79x1 h

Kg 11

A4932



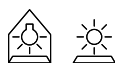
Cm 79x1 h

Kg 11



70

A4930



Cm 69x69x1 h

Kg 9,7

A4929



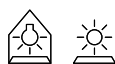
Cm 69x69x1 h

Kg 9,7



80

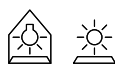
A4933



Cm 79x79x1 h

Kg 12,5

A4934



Cm 79x79x1 h

Kg 12,5

TESTS

Test carried out in the laboratory



Attention to ensure stability under a vertical pressure, the part must be stabilized according to point 7.2 of EN 1730:2012. To do this, inert material (es. dried sand) must be poured into the hole at the bottom of the base. The amount of the material will vary according to the article:

art. A4927 - A4928 Ø70 cm - kg 9
art. A4931 - A4932 Ø80 cm - kg 12
art. A4930 - A4929 70x70 cm - kg 15
art. A4933 - A4934 80x80 cm - kg 27

Finally, close the hole by screwing the threaded cap back on.

Alternatively it is necessary to apply the stabilization base Ø 51 cm (A4197 or A4194) on the bottom of the plastic product without introducing inert material (dried sand).