

bartolomeo display

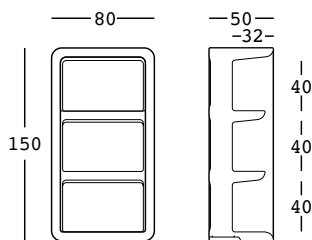
design JoeVelluto (JVLT)



STRUTTURA/STRUCTURE

PE - Polietilene/Polyethylene
colore base/basic colour

GAMBE/LEGS
colore base/basic colour



6289



C2

A4485



C2

GROSS WEIGHT:

6289 kg 42,6
A4485 kg 2,5

DETAILS:

Piedini regolabili/
Adjustable feet

ACCESSORIES:

A4485
Kit 4 gambe/
4 legs kit

A4409
Kit 4 ruote/
4 wheels kit

A4461
Sistema di fissaggio a
terra/Fixing kit system

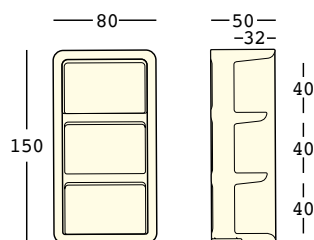
A4601
Kit sabbia essiccata/
Dried sand kit

bartolomeo display light

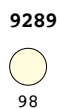
design JoeVelluto (JVLT)



STRUTTURA/STRUCTURE



PE - Polietilene/Polyethylene
colore base/basic colour



GAMBE/LEGS
colore base/basic colour



KIT LUCE/LIGHT KIT

A4182 - outdoor



dettagli/details

Guscio in policarbonato/
Polycarbonate shell

Guarnizione a tenuta/
Gasket seal

Cavo nero/
Black cable

Spina Schuko antispruzzo/
Anti-splash Schuko plug

Lunghezza cavo 280 cm/
Wire length 280 cm

Predisposizione per
base di stabilizzazione/
Arrangement for stability base

GROSS WEIGHT:

9289 kg 42,6

A4485 kg 2,5

DETAILS:

Piedini regolabili/
Adjustable feet

ACCESSORIES:

A4485

Kit 4 gambe/
4 legs kit

A4409

Kit 4 ruote/
4 wheels kit

LUCE/LIGHT 1 x 20 W

